

The **BA648CF-P PROFIBUS Indicator** is a general purpose instrument that can display up to eight fieldbus process variables. A numeric annunciator on the left hand side of the screen shows which variable is being displayed. This version of the indicator supports PROFIBUS PA protocol; for FOUNDATION™ fieldbus systems an alternative version is available - please see BA648CF-F FOUNDATION™ fieldbus datasheet.

Configuration as a fieldbus Node or Listener using the indicator's front panel push buttons allows the instrument to be tailored to suit local requirements. When configured as a Listener the BA648CF-P is not visible to the fieldbus host; may not be subject to a Node Licence Fee and is configured and controlled via the instrument's front panel push buttons. As a fieldbus Node, the indicator is configured by the fieldbus host and the displayed variable is selected from the eight pre-configured variables using the indicator's front panel up and down buttons.

Powered by the fieldbus the BA648CF-P only requires a 2-wire connection to the fieldbus segment, no additional power supply is required. Compatibility with most PROFIBUS hosts is assured by the use of eight Analogue Output and six Digital Input function blocks.

The liquid crystal display has large 20mm high digits providing maximum contrast and a wide viewing angle, allowing the BA648CF-P PROFIBUS indicator to be read easily in most lighting conditions. The five digits, with four decimal points and a negative sign, may be configured to display any variable between -99999 and 99999. The 31 segment bargraph, which provides a bold analogue indication of the fieldbus variable, may be conditioned to any

starting or finishing values within the fieldbus variable's range.

The instrument front panel provides IP66 protection and a neoprene gasket seals the joint between the fieldbus indicator and the panel, making it suitable for use in areas that will be cleaned with a hose. To simplify installation and maintenance, the indicator has a removable terminal block that allows panel wiring to be completed before the BA648CF-P indicator is installed.

Operator acknowledgements may be returned to the fieldbus host when the BA648CF-P is configured as a fieldbus Node. Six Digital Input function blocks in the indicator which are supported by most Profibus hosts enable the status of the front panel push buttons to be read.

A Comprehensive PROFIBUS interface guide contains commissioning information for the BA648CF-P. Copies may be requested from the BEKA sales office or downloaded from www.beka.co.uk

Units of measurement can be marked onto the display escutcheon prior to despatch and the tag number or application thermally printed onto the rear panel adjacent to the terminals.

For field mounting applications see the BA644DF-P PROFIBUS datasheet. This instrument has a similar electrical specification but is housed in an IP66 field mounting enclosure.

For use in hazardous areas the intrinsically safe BA448CF-P PROFIBUS indicator is available. This is similar to the BA648CF-P PROFIBUS indicator but has international certifications allowing installation in most gas and dust hazardous areas.

BA648CF-P

PROFIBUS PA

Fieldbus Indicator

8 variables

General purpose

- ◆ Large 5 digit display with bargraph.
- ◆ PROFIBUS PA protocol.
- ◆ Displays up to 8 fieldbus variables.
- ◆ Selectable Node or Listener modes.
- ◆ 144 x 72mm DIN enclosure.
- ◆ IP66 front
- ◆ 3 year guarantee



Sales & Support Distributor:-
Stockshed Limited. Stonecroft House,
Mud Lane, Eversley, Hampshire.
RG27 0QS. U.K. Tel. (0118) 9734955
e-mail info@stockshed.com

SPECIFICATION

Display

Type Liquid crystal
5 digit 20mm high
(-99999 to 99999)
31 segment bargraph.

Variables 8

Fieldbus communication

Voltage 9 to 32V

Current 13mA

Compliant with IEC61158-2
Clauses 11 and 22

Protocol PROFIBUS PA
Profibus User Approval certificate Z01505
Organisation.

Function Fieldbus Node or Listener selected
via front panel push buttons.

Function blocks Profibus PA Node 8 x AO; 6 x DI

Listener Format Captures date in DS-33

Environmental

Operating temp -20 to 70°C

Storage temp -40 to 85°C

Humidity To 95% @ 40°C

Enclosure Front IP66, rear IP20

EMC Complies with EMC
Directive 2014/30/EU.

Mechanical

Terminals Removable with screw clamp for
0.5 to 1.5mm² cable.

Weight 0.7kg


Accessories

Scale legend Units of measurement marked onto
display escutcheon.

Tag legend Tag number or application marked
onto display escutcheon.

Profibus interface guide. May be downloaded from
www.beka.co.uk

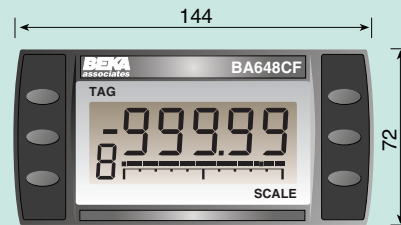
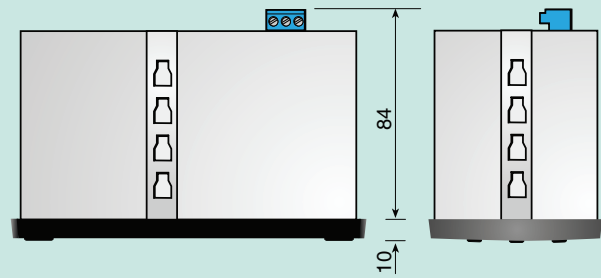
DIMENSIONS (mm)



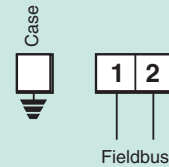
Recommended panel cut-out

To achieve an IP65 seal between
the instrument and the panel
136.0 +0.5/-0.0 x 66.2 +0.5/-0.0
Four panel mounting clips must
be used

DIN 43 700
138.0 +1.0/-0.0 x 68.0 +0.7/-0.0



TERMINAL CONNECTIONS



Non polarised

HOW TO ORDER

Model number **Please specify**
BA648CF-P PROFIBUS

Accessories Please specify if required

Escutcheon markings
Scale Legend
Tag Legend

Tag strip Legend